Fiber

TOTAL CABLE SOLUTIONS

MTP® CABLES

40/100/200/400G ARRAY AND PATCH CABLES

Erika Violet MTP® Cables
40G to 10G
Fanout/Harness Cable

NEW!

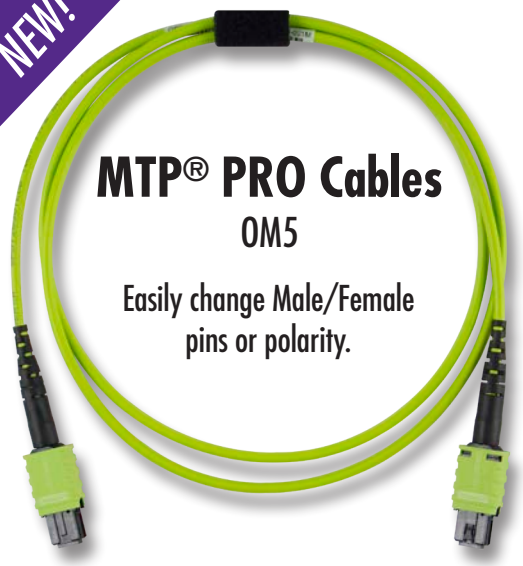

MTP® PRO Cables

OM5

Easily change Male/Female pins or polarity.

OM4+ Purple MTP® Cables
100G to 40G Fanout/Harness Cable

MADE IN USA AVAILABLE

TCS GREEN

LIFETIME WARRANTY ∞ SATISFACTION GUARANTEED

*MTP® is a registered trademark of USCONEC Lt

USCONEC

MTP® Elite and PRO connectors used by TCS

AVAILABLE COLORS

AQUA - A (PRO) | GRAY - G | BLACK - K (PRO) | ORANGE - O | PURPLE - V | MAGENTA - M | ERIKA VIOLET - E (PRO) | BEIGE - I | RED - R | YELLOW - Y | BLUE - B | GREEN - N

LIGHT GRAY- H | BROWN - C | AQUA- A | GRAY - G | BLACK - K | ORANGE - O | PURPLE - V | PURPLE - M | ERIKA VIOLET - E | BEIGE - I | RED -R | YELLOW - Y | BLUE - B | GREEN - G | LAVENDER - L | PINK - P

Push/Pull Tab Available

MTP® Elite Only

Industry Standard

Telcordia GR-326-CORE
TIA/EIA-568-C.3
IEE802.3z
RoHs Compliant

Jackets

Riser (OFNR)
Plenum (OFNP) [TCS Standard]
LSZH

Jacket Sizes

2mm
3mm

Features

- MTP® Elite connectors used (standard)
- Low insertion loss
- Low back reflection
- Customer defined specification
- Every cable tested, report included
- Unique Serial number and part number on each end of cable for easier installation and reorder
- Terminations available to: MTP®/MPO, Universal LC Elite™, LC Uniboot, SC Uniboot, LC, SC, FC and ST
- Polish Types: SM APC, and MM PC
- Fiber Types: BIF- Bend Insensitive Fiber (High Bend Radius)
  > Corning Clearcurve 50/125 OM3
  > Corning Clearcurve 50/125 OM4
  > Corning Clearcurve 50/125 OM4+ (Purple)
  > Corning Clearcurve SMF-28eXB/Ultra (G.657.A1)
- Batch testing by Dorc Machine
- Customization: Length, packaging, bar coding, labeling, stocking programs, color and style of cable
- Available with (Male) or without (Female/Standard) alignment pins

Applications

Data Center • Telecommunications • Local Area Network • Fiber to the Home • Video Transmission • Fiber Optic Sensing • Test Instruments • CATV

Total Cable Solutions • www.TotalCableSolutions.com • Tel: 1.888.235.2097 • Fax: 937.528.2861

Performance Specifications

Fiber Type	MTP® Connectors				Universal LC Elite™		SM (Non-MTP®)		MM (Non-MTP®)
	Ultra High Performance		Elite (MTP®Standard)						
Polishing	SM (APC)	MM (PC)	SM (APC)	MM (PC)	SM (UPC)	MM (PC)	UPC	APC	PC
Insertion Loss	**< 0.25dB**	**< 0.25dB**	< 0.35dB	< 0.35dB	**< 0.15dB**	**< 0.15dB**	< 0.25dB	< 0.25dB	< 0.25dB
Return Loss	± 0.55dB	±0.60dB	± 0.55dB	±0.60dB	≥50dB	≥25dB	± 0.55dB	±0.60dB	± 0.25dB
Durability	> 500 Matings		> 500 Matings		> 500 Matings		> 500 Matings		> 500 Matings
Core Diameter	9/125 µm	50/125 µm or 62.5/125µm	9/125 µm	50/125 µm or 62.5/125µm	9/125µm	50/125µm or 62.5/125µm	9/125 µm		50/125 µm or 62.5/125 µm
Operating Temperature	Negative 20° C to Positive 70° C								
Storage Temperature	Negative 40° C to Positive 85° C								

MTP® PRO



MTP® PRO Connector

- Enhanced performance and mating durability for long life
- Fully compatible with MTP® Elite and MPO connections

MTP® PRO Tool

- Ability to make polarity changes with MTP® PRO Tool in the field without exposing fibers (A to B, B to A)
- Add or remove alignments pins with the MTP® PRO Tool with ease without removing the housing (Male to Female, Female to Male)

P/N: PRO-TOOL-18814

Multimode: Aqua with & without pins

Singlemode: Yellow with & without pins

MTP® APPLICATION PINOUTS

QSFP/40G or QSFP28/100G

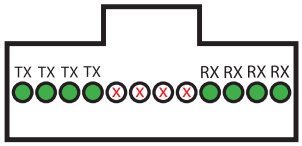

12 FIBER MPO/MTP®

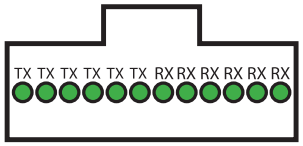

CFP/100G

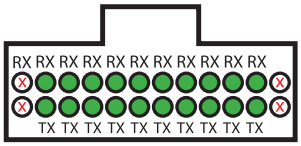

QSFPDD

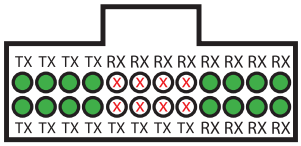

24 FIBER MPO/MTP®

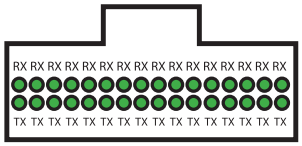

ORDERING INFORMATION

CONNECTOR 1 CONNECTOR 2

1	2	3	4	5	6	7	8	9	10	11	12	13	14	15	16

1 CABLE TYPE

8 Fibers in one MTP = QSFP
12 Fibers in one MTP = MPO
16 Fibers in one MTP = QSFPDD
20 Fibers in one MTP = CFP
24 Fibers in one MTP = M24
32 Fibers in one MTP = M32

2 PERFORMANCE

Ultra High = U
Ellite (Standard) = Blank
Standard = S
PRO = R

3 CONNECTORS

MTP Female = PF
MTP Male = PM
LC Duplex = L2
Universal LC = UL
Universal LC Elite = UE

4 MTP® TRIGGER COLOR

Aqua = A (Blank if OM3/OM4)
Purple = V (Blank if OM4+)
Yellow = Y (Blank if (Singlemode)
Beige = I
Black = K
Blue = B
Erika Violet = E
Gray = G
Green = N
Magenta = M
Orange = O
Red = R

5 MTP® BOOT COLOR

Aqua = A
Beige = I
Black = Blank (Standard)
Blue = B
Brown = C
Erika Violet = E
Gray = G
Green = N
Lavender = L
Magenta = M
Orange = O
Pink = P
Purple = V
Red = R
Yellow = Y

6 PULL TAB

Pull tab = T
No tab = Blank (Standard)

7 FIBER TYPE

OM1 = 1
OM2 = 2
OM3 = 3
OM4 = 4
OM4+ = P
SM = S

8 FIRE RATING

Riser = R
Plenum = P
LSZH = L

9 CABLE COLOR

Aqua (OM3, OM4) = Blank
Purple (OM4+) = Blank
Erika Violet = EV
OM4 Purple = PR
Red = RD
Yellow (SM) = Blank

10 JACKET SIZE

3mm = Blank
2mm = 2

11 TRIGGER COLOR

If NO Universal LC Elite, leave blank
Blue = B
Aqua = A
Purple = P

12 BREAKOUT LENGTH

Always in feet (example: 1, 1.5, 2)
If both are MTP/MPO = Blank

13 POLARITY

Method A (1 to 1) = A
Method B (1 to 12) = Blank
Method C (1 to 2) = C

14 US MADE

US = U
Other = Blank

15 LENGTH

Always use 3 digits
(example: 001, 01.5, 010)

16 UNIT OF MEASURE

Meters = M
Feet = F

MTP® PRO Pin Exchanges

Pin Exchange (out of 10)	Part Number
Multimode Pins	PRO-18842-10
Multimode No Pins	PRO-18256-10
Singlemode Pins	PRO-18843-10
Singlemode No Pins	PRO-18841-10